

## **HEALTH & SAFETY COMMITTEE MEETING – 26<sup>TH</sup> OCTOBER 2016**

### **CORPORATE ACCIDENTS & INCIDENTS REPORT FOR THE PERIOD**

**21<sup>ST</sup> JUNE TO 20<sup>TH</sup> SEPTEMBER 2016**

#### **1.0 DETAILS OF STATISTICS**

- 1.1 Accidents and incidents statistics for the reporting period are detailed below and the previous reporting period figures are detailed in brackets for comparison.
- 1.2 The total number of employee non-fatal injury incidents is 20 (11), which equates to 19.0 (10.4) accidents per 1000 employees. This is an 82.6% increase on the previous quarter's total.
- 1.3 There were 5 incidents of verbal abuse to employees reported.
- 1.4 There have been 2 accidents that have led to employees having time off work.
- 1.5 There has been 227 days lost due to accidents over this quarter. This is an increase of 52.8% on the quarterly average over the previous 12 months of 148.5. At the time of the report, one employee was still off sick following an accident on 16.09.15 and another didn't return to work until 1<sup>st</sup> August following an accident that happened on 25.04.16.
- 1.6 There have been 2 (1) employee RIDDOR reportable accidents for this quarter.
- 1.7 There has been 23 (12) employee non-RIDDOR reportable incidents reported for this quarter.
- 1.8 There has been 3 (4) non-employee RIDDOR reportable incidents reported for this quarter.
- 1.9 There has been 11 (4) non-employee, non-RIDDOR reportable incidents reported over this quarter.
- 1.10 There have been 9 (6) near-miss incidents involving employees over this quarter.
- 1.11 There have been 7 (7) near-miss incidents involving non-employees over this quarter.
- 1.12 There have been 11 (12) no-injury vehicle incidents involving employees over this quarter.
- 1.13 There have been 2 (4) no-injury vehicle incidents involving non-employees over this quarter.
- 1.14 The total number of accidents/incidents reported this quarter has increased by 33.3% (from 51 to 68) compared with the previous quarter.
- 1.15 Of the 68 incidents/accidents processed this quarter, 45 involved employees and 23 involved non-employees.

2.0 **ACCIDENT PERFORMANCE FOR EMPLOYEE NON-FATAL INJURY INCIDENTS**

2.1 **ACTUAL PERFORMANCE – 2015/16**

	<b>APR/JUN 2015</b>	<b>JUL/SEP 2015</b>	<b>OCT/DEC 2015</b>	<b>JAN/MAR 2016</b>	<b>ACTUAL TOTAL FOR YEAR 2015/16</b>
<b>Employee Non-Fatal Injury Incidents</b>	11	19	23	17	70
<b>Incidents Per 1000 Employees</b>	10.4	18	22	16.1	66.6
<b>% Increase - Decrease</b>		72.7%	22.2%	-26.8%	

2.2 **YEAR-TO-DATE PERFORMANCE – OCTOBER 2015 TO SEPTEMBER 2016**

	<b>OCT/DEC 2015</b>	<b>JAN/MAR 2016</b>	<b>APR/JUN 2016</b>	<b>JUL/SEP 2016</b>	<b>ACTUAL TOTAL FOR YEAR- TO-DATE</b>
<b>Employee Non-Fatal Injury Incidents</b>	23	17	11	20	71
<b>Incidents Per 1000 Employees</b>	22	16.1	10.4	19	67.6
<b>% Increase - Decrease</b>		-26.8%	-35.4%	+82.6%	

### 3.0 ACCIDENT PERFORMANCE FOR EMPLOYEE NON-FATAL INJURY INCIDENTS

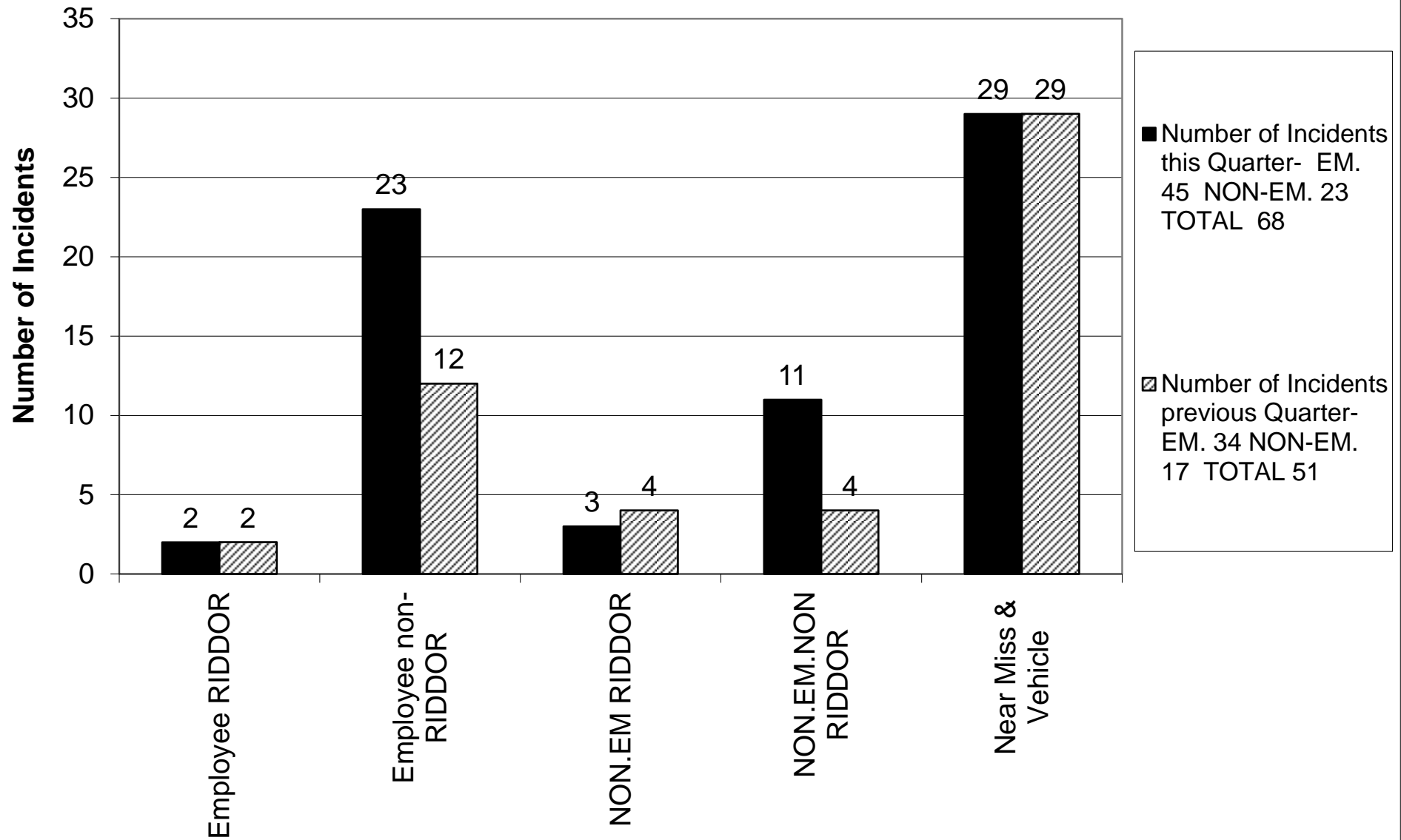
#### 3.1 ACTUAL PERFORMANCE – 2015/16

	APR/JUN 2015	JUL/SEP 2015	OCT/DEC 2015	JAN/MAR 2016	ACTUAL TOTAL FOR YEAR 2015/16
Employee Non-Fatal Injury Incidents	11	19	23	17	70
Incidents Per 1000 Employees	10.4	18	22	16.1	66.6
% Increase - Decrease		72.7%	22.2%	-26.8%	

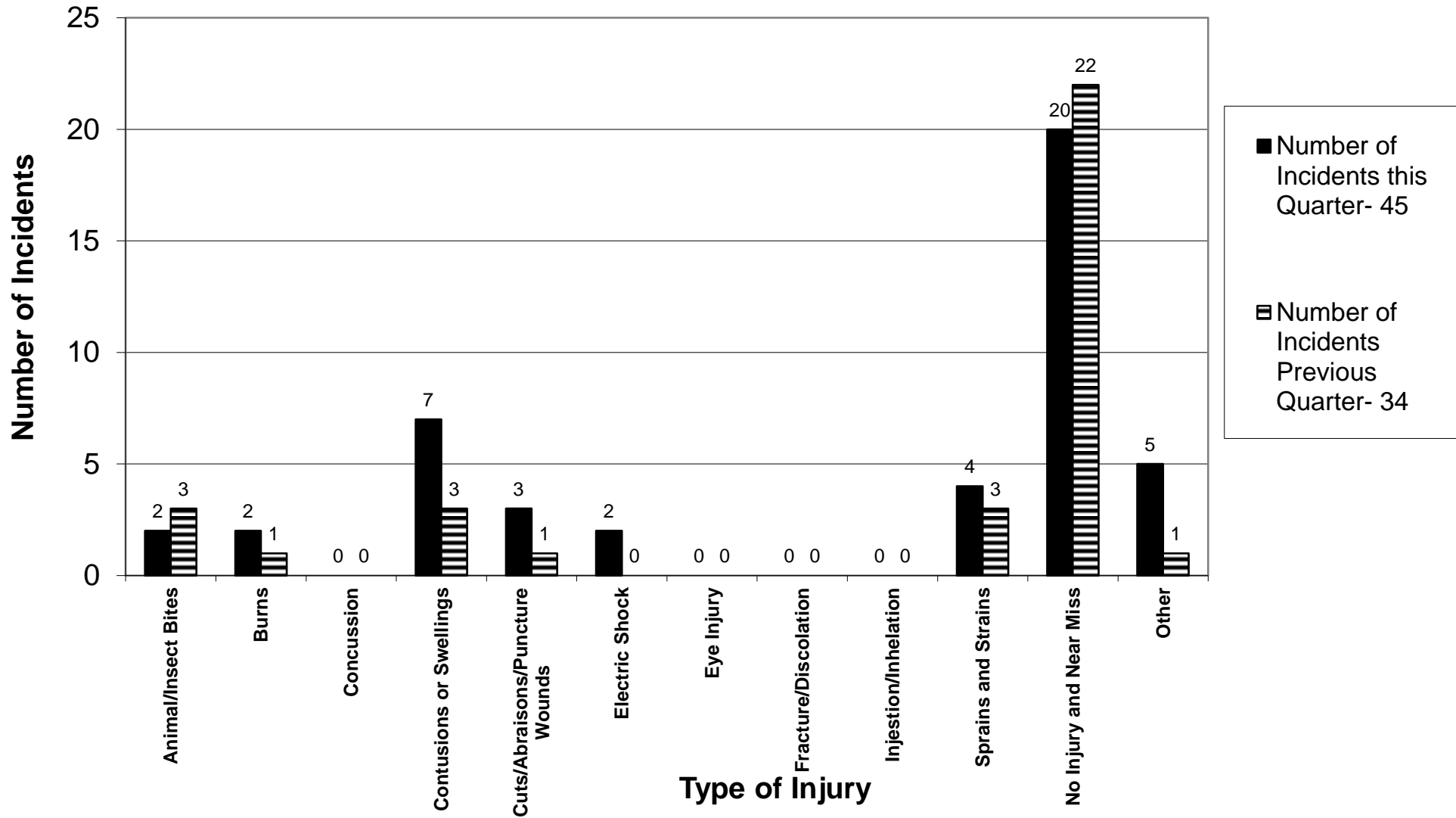
#### 3.2 YEAR-TO-DATE PERFORMANCE – OCTOBER 2015 TO SEPTEMBER 2016

	OCT/DEC 2015	JAN/MAR 2016	APR/JUN 2016	JUL/SEP 2016	ACTUAL TOTAL FOR YEAR- TO-DATE
Employee Non-Fatal Injury Incidents	23	17	11	20	71
Incidents Per 1000 Employees	22	16.1	10.4	19	67.6
% Increase - Decrease		-26.8%	-35.4%	+82.6%	

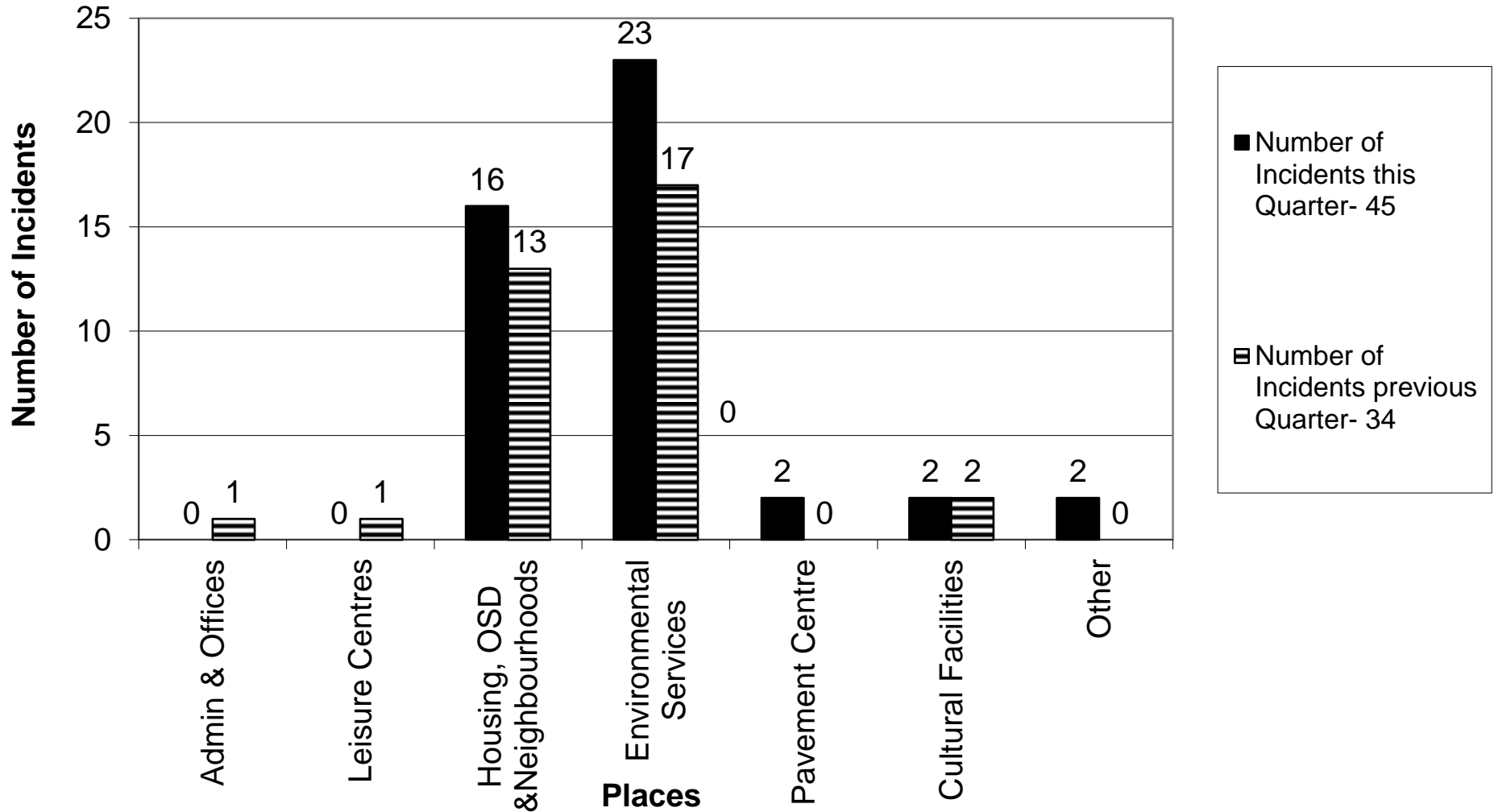
**ACCIDENT STATISTICS  
21/06/16 TO 20/09/16**



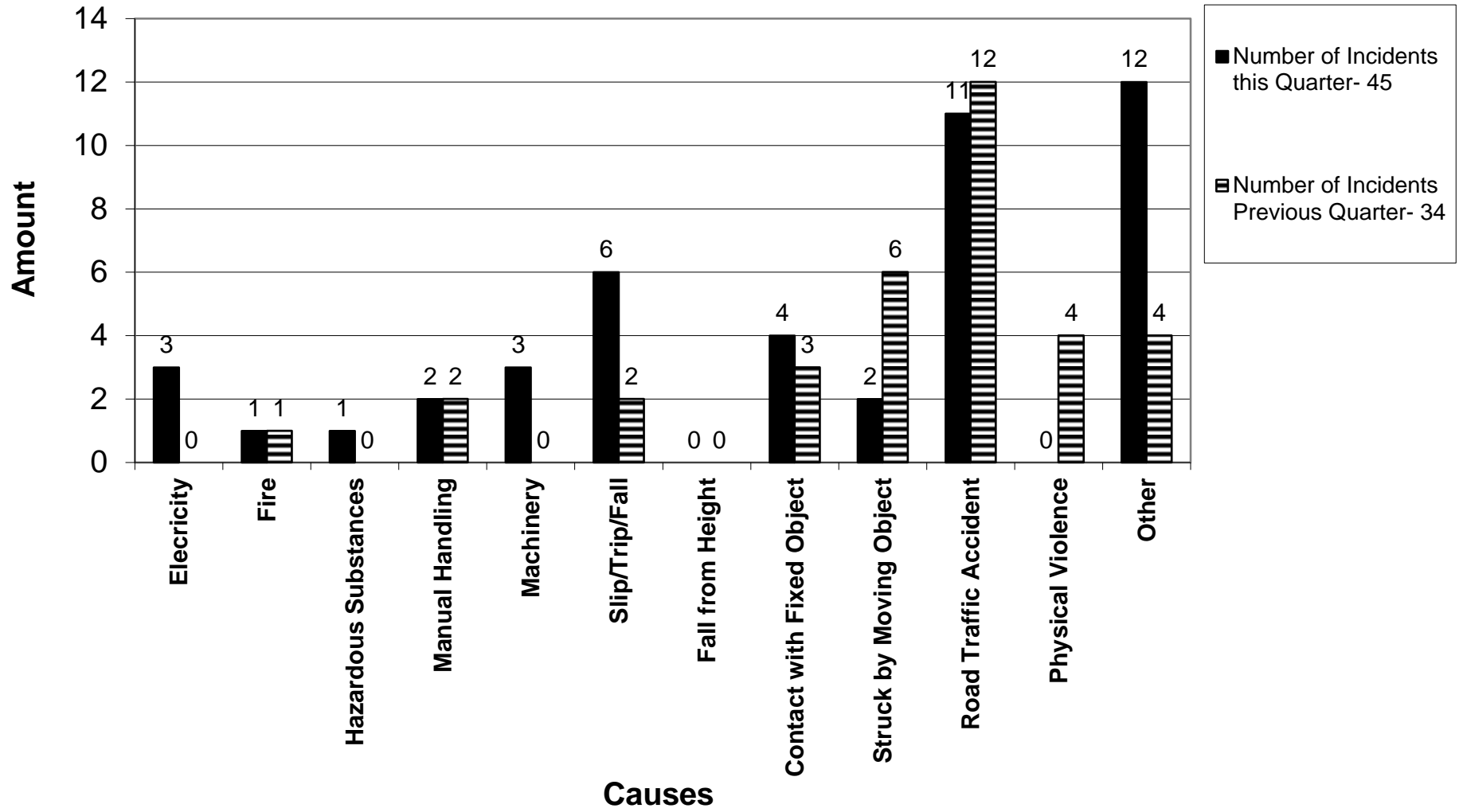
### INJURY TYPES (EMPLOYEES) 21/06/16 TO 20/09/16



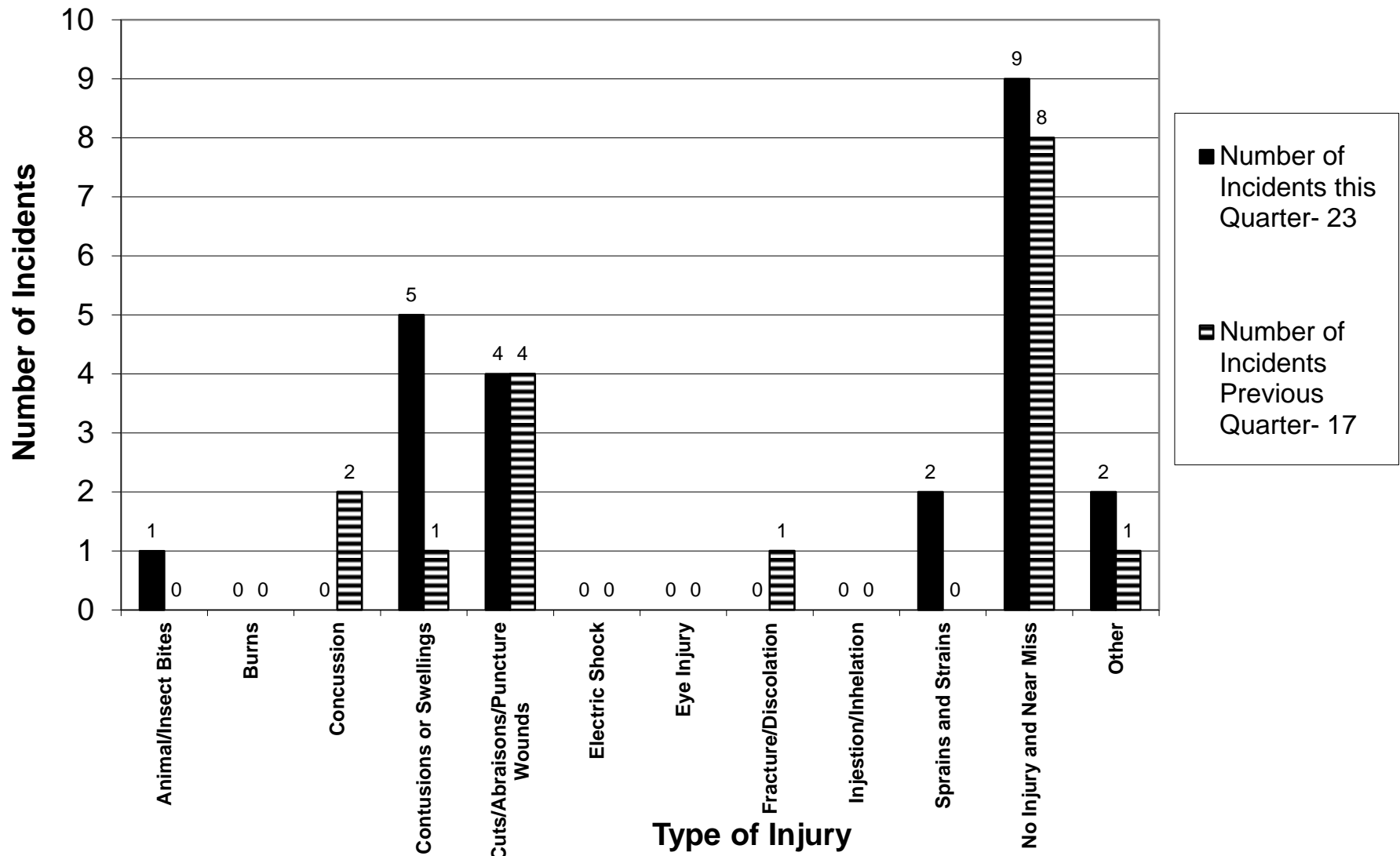
**WORKPLACES & COUNCIL PROPERTIES (EMPLOYEE)**  
**21/06/16 TO 20/09/16**



## ACCIDENT CAUSES (EMPLOYEES) 21//06/16 TO 20/09/16

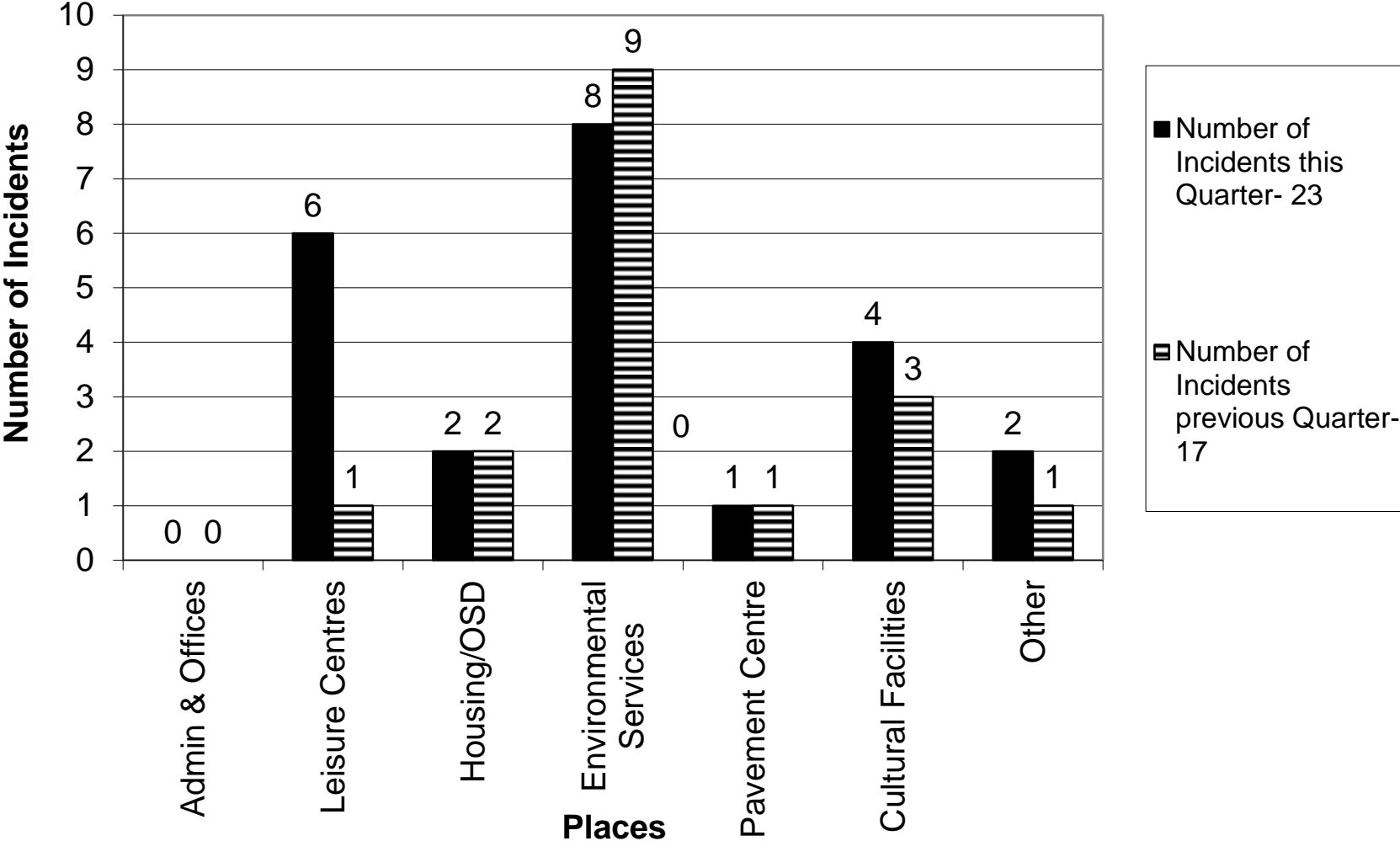


### INJURY TYPES (NON-EMPLOYEE) 21/06/16 TO 20/09/16

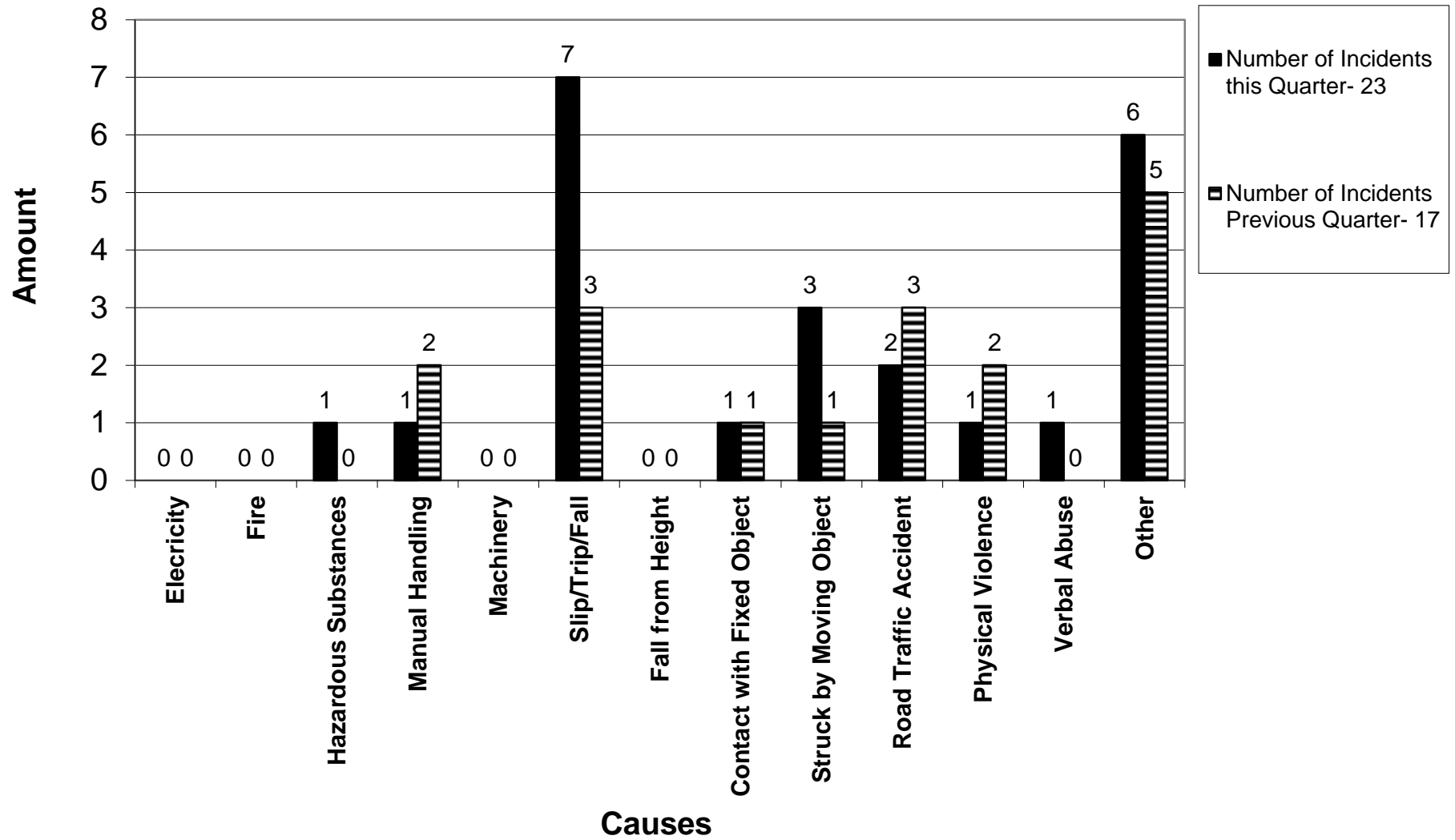




**COUNCIL PREMISES (NON-EMPLOYEE)  
21/06/16 TO 20/09/16**



## ACCIDENT CAUSES (NON-EMPLOYEE) 21/06/16 TO 20/09/16



**SUMMARY OF EMPLOYEE RIDDOR REPORTABLE INCIDENTS - 21ST JUNE TO 20TH SEPTEMBER 2016**

**2 NON-FATAL INJURIES**

No.	Ref	Date of Incident	Org Unit	Location	Incident Details	Action(s) Taken To Prevent Recurrence	Type of Incident	Incident Severity	Who Was Involved	Lost Time Days
1	3040	11/08/2016	Operational Services Division	11 Chiltern Court ,	Employee using circular saw hit a mains electrical cable, causing electric shock.	An email to inform managers of the incident and inform all staff was sent on 15th august. Further information and actions to be completed when investigation is concluded.	Electrical	Lost Time - Over 7 days	Employee	25
2	2978	26/07/2016	Environmental Services	Brushfield Rd junc Rothery Close	Employee's right stander machine hit curb and stopped suddenly, jarring employee's right shoulder	Made operative aware of the limitations of machine and of conditions of area	Striking Against a Fixed Object	Lost Time - Over 7 days	Employee	69

**SUMMARY OF EMPLOYEE NON-RIDDOR REPORTABLE INCIDENTS - 21ST JUNE TO 20TH SEPTEMBER 2016**

**23 INCIDENTS - 18 NON-FATAL INJURIES**

No.	Ref	Date of Incident	Org Unit	Location	Incident Details	Action(s) Taken To Prevent Recurrence	Type of Incident	Incident Severity	Who Was Involved	Lost Time Days
1	3105	20/09/2016	Operational Services Division	8 The Crescent Brimington	Employee was carrying out roof stripping. He put his hand on the old roof laths which gave way. He grazed his head and pulled his shoulder		Slips, Trips, Falls on Same Level	Minor Injury - No Lost Days	Employee	0

2	3103	14/09/2016	Environmental Services	Queens park	Mowing around trees when I was bitten or stung by insect behind left ear	Raised awareness with staff, for example visual check of area for nest, insect activity, issued insect repellent and made aware where available for future	Other	Minor Injury - No Lost Days	Employee	0
3	3100	12/09/2016	Operational Services Division	13 Longcroft Court Grangewood	Went to cut a floor tile with a Stanley knife and sliced the top of his thumb	Suggestions made to look at a safety knife option or the issuing of a protective glove to be worn when using sharp knives	Other	Minor Injury - No Lost Days	Employee	0
4	3094	07/09/2016	Operational Services Division	Sedgurgh Crescent Newbold	Employee was getting his tools out of the side access door. Wind blew the door shut trapping two fingers causing the middle finger nail of the right hand to come off.	Ensures the driver's door is closed in the future to avoid re-occurrence.	Struck by Moving Object	Minor Injury - No Lost Days	Employee	0
5	3087	30/08/2016	Operational Services Division	40 Bond Street Staveley Chesterfield	Walking upstairs to do a repair and employee banged his head on the ceiling.	More care when walking in unfamiliar properties.	Slips, Trips, Falls on Same Level	Minor Injury - No Lost Days	Employee	0
6	3076	22/08/2016	Environmental Health	OSD	Member of the public left a verbally abusive message on employee's answer machine.	Employee has received training to deal with these situations.	Antisocial Behaviour	Antisocial behaviour	Employee	0
7	3057	12/08/2016	Environmental Services	Poolsbrook country park	Whilst sorting through the fuel safe in the garage the lid of the fuels safe fell down onto my arm, causing bruising.		Other	Minor Injury - No Lost Days	Employee	0
8	3055	17/08/2016	Environmental Services	Court house	Abusive language shouted at employee attending homeless persons pitching tents in Shentall's gardens	Staff instructed to notify enforcement/ police	Antisocial Behaviour	Act of possible antisocial behaviour	Employee	0
9	3053	17/08/2016	Neighbourhoods	Kitchen in Neighbourhoods Office	Employee was making coffee and spilt boiling water over her hand.	Advised employee to take more care in future.	Other	Minor Injury - No Lost Days	Employee	0

10	3038	11/08/2016	Neighbourhoods	Stonegravels Depot	Employee tripped on top step of three steps and fell on left knee. Knee is a bit swollen and painful.	New lighting has been installed.	Slips, Trips, Falls on Same Level	Minor Injury - No Lost Days	Employee	0
11	3035	09/08/2016	Tourism, Museums & Events	Visitor Information Centre	Employee hit her head on the geothermal heating control board causing swelling.		Striking Against a Fixed Object	Minor Injury - No Lost Days	Employee	0
12	3014	02/08/2016	Operational Services Division	25 Ash Grove	Employee fell through a hole between 2 boards on scaffolding resulting in cuts and bruises on left arm.	Contractors to do a more in depth check on the scaffold before signing them off as safe for us to use.	Fall From Height	Minor Injury - No Lost Days	Employee	0
13	3013	03/08/2016	Food Safety & Hygiene	Office OSD	Employee sat on a chair and jarred back	Email sent to all staff reminding them that as we hot desk they need to check chairs on a daily basis and sometimes twice daily. Also trialling putting names on chairs	Other	Minor Injury - No Lost Days	Employee	0
14	3007	01/08/2016	Environmental Services	Main Garage, Stonegravels Depot	Employee pulled back trying to move heavy machinery.	Garage layout out to be sorted, bays & walkways marked out. Clear work space to be sorted			Employee	0
15	2990	28/07/2016	Environmental Services	Shentalls Gardens below Town Tall	Employee stung by wasp on left arm.		Insect sting	Minor Injury - No Lost Days	Employee	0
16	2989	28/07/2016	Operational Services Division	73 Willowgarth Road	Electric shock received when employees arm touched a wire while he was plastering walls for a new kitchen installation.		Electrical	Minor Injury - No Lost Days	Employee	0
17	2961	18/07/2016	Environmental Services	Foljambe Road, Saltergate, Chesterfield Town Centre	Employee confronted by a homeless person shouting abuse & threatening violence.	Lone working procedure to be updated & staff made aware again about what to do when being faced with an anti-social issue.	Violence & Aggression	Act of possible antisocial behaviour	Employee	0

18	2960	09/07/2016	Environmental Services	Cavendish Street, Chesterfield Town Centre	Employee confronted by a homeless person shouting abuse & threatening violence.		Violence & Aggression	Act of possible antisocial behaviour	Employee	0
19	2941	08/07/2016	Environmental Services	Linacre Road, Holmehall, Adjacent Holme hall Pub	Employee was mowing when a resident approached shouting verbal abuse.	Concerns have been raised previously about direct training for front line staff in dealing with abusive & aggressive members of the public. This will be raised again.	Violence & Aggression	Minor Injury - No Lost Days	Employee	0
20	2937	07/07/2016	Neighbourhoods	Ashford Court - Chesterfield	Employee slipped on internal stairwell and fell down onto his right buttock and wrist, causing pain to back and wrist.	New, fitted boots to be ordered. Check rest of Neighbourhood Rangers to see if footwear is in good condition. Check and update risk assessment for routine and ad hoc communal inspections of internal areas of blocks of flats.	Slips, Trips, Falls on Same Level	Minor Injury - No Lost Days	Employee	0
21	2928	22/06/2016	Pavements Centre	Stairs	Employee fell on stair carrying hot food and drinks. Burning wrist	Nosing replaced by carpet fitter.	Slips, Trips, Falls on Same Level	Minor Injury - No Lost Days	Employee	0
22	2917	30/06/2016	Operational Services Division	9 Melrose Court	Stood on nail that was sticking out of floorboard. Cuts to foot	Staff to be consulted on the boot selection at OSD. CBC corporately to review PPE provision through the OHSIG group.		Minor Injury - No Lost Days	Employee	0
23	2889	22/06/2016	Arts & Venues	Pomegranate Theatre	Employee caught her upper arm on the beer valve/pipework whilst passing shelving in the beer cellar, causing bruising.	The beer cellar has been tidied and notices put up to advise staff to keep the cellar clear of boxes and to keep the walkways clear.	Striking Against a Fixed Object	Minor Injury - No Lost Days	Employee	0

**SUMMARY OF NON-EMPLOYEE RIDDOR REPORTABLE INCIDENTS - 21ST JUNE TO 20TH SEPTEMBER**

**3 NON-FATAL INJURIES**

No.	Ref	Date of Incident	Org Unit	Location	Incident Details	Action(s) Taken To Prevent Recurrence	Type of Incident	Incident Severity	Who Was Involved
1	3059	06/08/2016	Queen's Park Sports Centre	Queen's Park Sports Centre	Child was exiting the changing rooms. As he was coming out the door closed and trapped his finger in the hinged side of the door, resulting in the amputation of the end of left middle finger	Request for all doors to be checked. Monthly check to be put in place checking all self-closures of doors.	Other	Member of Public - Reportable	Child
2	2972	18/07/2016	Town Centre Operations	East side of Market Hall Doors	Member of public tripped on cobblestone falling over Grazing face, knees and shoulders. Bruising. and swelling to hands. Taken to hospital		Slips, Trips, Falls on Same Level	Member of Public - Reportable	Member Of The Public
3	2930	01/07/2016	Pavements Centre	Down Escalator, Pavements	Member of public fell when travelling on the down escalator		Slips, Trips, Falls on Same Level	Member of Public - Reportable	Member of Public

**SUMMARY OF NON-EMPLOYEE NON-RIDDOR INCIDENTS - 21ST JUNE TO 20TH SEPTEMBER**

**11 NON-FATAL INJURY INCIDENTS**

No.	Ref	Date of Incident	Org Unit	Location	Incident Details	Action(s) Taken To Prevent Recurrence	Type of Incident	Incident Severity	Who Was Involved
1	3084	25/08/2016	Healthy Living Centre	Studio	Whilst taking part in a class child felt his finger bend strangely..	advised to seek medical attention/advise	Other	Member of Public - Non Reportable	Young Person
2	3082	19/08/2016	Healthy Living Centre	fitness suite HLC	Gym member collapsed. Gym staff used Defibrillator to successfully revive him.		Other	Member of Public - Non Reportable	Member of Public

3	2986	26/07/2016	Tourism, Museums & Events	Chesterfield Market	Child tripped, spraining right ankle.		Slips, Trips, Falls on Same Level	Member of Public - Non Reportable	Child
4	2985	26/07/2016	Tourism, Museums & Events	Chesterfield Market	Lady fell over on cobbles grazing both knees.		Slips, Trips, Falls on Same Level	Member of Public - Non Reportable	Member Of The Public
5	2983	26/07/2016	Tourism, Museums & Events	Chesterfield Market	Cut finger on a plant.		Other	Member of Public - Non Reportable	Member Of The Public
6	2973	21/07/2016	Arts & Venues	Pomegranate Theatre	Child ran off stage towards a dressing room and ran into either a closing door edge or another pupil's elbow.	Dance school supervisors reminded of the importance of controlled behaviour backstage	Striking Against a Fixed Object	Member of the public - non-reportable	Child
7	2936	02/07/2016	Environmental Services	Queens Park, between Top Play Area & 3G Court	Child fell backwards and his leg went down the exposed manhole up to about his knee. He got a 4" deep gash in his thigh.	Grate covered with a traffic cone short term & hole blocked until permanent replacement cover fitted in replacement of the gully grate			Member Of The Public
8	2918	29/06/2016	Healthy Living Centre		Door flew back and hit child on head in soft play	none, door has window to see other side.	Struck by Moving Object	Minor Injury - No Lost Days	Child
9	2898	21/06/2016	Healthy Living Centre	poolside	Slipped on pool side landing on coccyx causing pain in backside.	if customer is running, ask to walk	Slips, Trips, Falls on Same Level	Member of Public - Non Reportable	Child
10	3052	12/08/2016	Environmental Health	Langer Lane Playing Field	Was attacked by dogs whilst visiting traveller family, resulting in bites to both legs.	Enforcement officer threw a rolled up pack of bin bags at the dogs and asked the owners to tie the dogs onto their leads.	Violence & Aggression	Minor Injury - No Lost Days	Work Placement
11	2939	02/07/2016	Environmental Services	Path between river bridge at Holmebrook & LoundsleyGreen	Member of public twisted her ankle and fell to the ground. 'large' water filled hole in stone on footpath.		Slips, Trips, Falls on Same Level	Member of Public - Reportable	Member Of The Public



**SUMMARY OF 'NEAR MISS' INCIDENTS 21ST JUNE TO 20TH SEPTEMBER**

**16 INCIDENTS**

No.	Ref	Date of Incident	Org Unit	Location	Incident Details	Action(s) Taken To Prevent Recurrence	Type of Incident	Incident Severity	Who Was Involved
1	3113	18/09/2016	Health and Wellbeing	Queen's Park Sports Centre	Two minors aged Twelve had broken into premises	All internal doors are locked and majority screwed shut On site information now in place ensuring that anyone with authorised access locks doors accessed to prevent them from being followed by unauthorised persons.	Antisocial Behaviour	Near Miss Incident - No Injury	Child
2	3104	19/09/2016	Environmental Services	Queens Park Outfield	Paving slab over top of inspection chamber giving way and falling into Chamber, leaving large hole approx. 2.5 ft. deep 3ft square		Other	Hazard-No Injury	Employee
3	3098	12/09/2016	Environmental Services	Old QPSC	Herris Fencing surround the old leisure centre had been vandalised and strewn into the pathway.	OSD to make fence more secure	Antisocial Behaviour	Vandalism	Employee
4	3077	24/08/2016	Environmental Services	Spital Cemetery	Employee passed out in passenger seat of vehicle. Recently diagnosed as diabetic.	An OH Appointment has been arranged. Employee will not be driving at work or operating machinery until results of the OH assessment are known.	Other	Near Miss Incident - No Injury	Employee
5	3075	25/08/2016	Environmental Services	Queens Park	Noticed that the electrical post had been damaged and was leaning at an angle.	Look into moving or sinking	Antisocial Behaviour	possible vandalism	Employee

6	3056	18/08/2016	Environmental Services	Queens Park Cricket Pavilion	Beer bottles smashed over a wide area.		Antisocial Behaviour	Act of possible antisocial behaviour	Employee
7	2982	27/07/2016	Pavements Centre	Pavements Public Toilets	Arsonist set fire to toilet roll that set fire to toilet roll holder.		Fire/Explosion	Near Miss Incident - No Injury	Employee
8	2980	19/07/2016	Design and Capital Investment	29 Keswick Rd., Newbold	Operative walking down roof, his foot went through old slate laths and bedroom ceiling.	Roofer reminded to stay on rafter.	Fall From Height	Near Miss Incident - No Injury	Contractor
9	2979	26/07/2016	Environmental Services	Queens park	Ice cream van leaking oil on the paths causing possible slip hazard	advice and monitoring of Fredrick's whilst on qp Fredrick's have been allocated and area to carry out their operations		Near Miss Incident - No Injury	Member of Public
10	2975	26/07/2016	Environmental Services	green lane r/o cafe Queens park	Staff noticed barriers protecting open excavation have been thrown all over leaving a trench of 3' open on a public walk way.		Antisocial Behaviour	Act of possible antisocial behaviour	Member of Public
11	2965	05/07/2016	Environmental Services	Queens Park Round House	Found a large amount of broken beer bottles up at the band stand.	Reported to police	Antisocial Behaviour	Act of possible antisocial behaviour	Visitor to Premises
12	2947	11/07/2016	Environmental Services	Queens Park Band Stand and Round House	Vast amount of broken bottles strewn all over the Bandstand / Round house.		Antisocial Behaviour	Act of possible antisocial behaviour	Visitor to Premises
13	2944	07/07/2016	Neighbourhoods	12 Southgate way, Barrow Hill	A group of youths outside front door of tenant's house shouting abuse and threatening abuse towards the tenant.	Ensuring that staff members at team meetings are aware that they should not put themselves in dangerous situations and to walk away. Ensure that team members are aware that this is part of the lone working risk assessment.	Antisocial Behaviour	Near Miss Incident - No Injury	Member of Public
14	2932	02/07/2016	Environmental Services	Peveril road	whilst strimming a stone was flicked up from the strimmer head and hit a car passenger side window, shattering it	put specific risk assessments and method statements in place		Near Miss Incident - No Injury	Employee

15	2897	23/06/2016	Environmental Services	Queens Park Grass Area Around Band stand	Whilst mowing around band stand, caught tree with roll bar, breaking off two branches.		Other	Near Miss Incident - No Injury	Employee
16	3077	24/08/2016	Environmental Services	Spital Cemetery	Employee passed out in passenger seat of vehicle. Recently diagnosed as diabetic.	An OH Appointment has been arranged. Employee will not be driving at work or operating machinery until results of the OH assessment are known.	Other	Near Miss Incident - No Injury	Employee

### SUMMARY OF VEHICLE INCIDENTS - 21ST JUNE TO 20TH SEPTEMBER

#### 13 INCIDENTS

No.	Incident Record	Ref.	Date of Incident	Org Unit	Location	Incident Details	Full Details of Damage	Person Involved
1		53	21/07/2016	Operational Services Division	Westview Staveley	Employee reversed, unaware that a Moped had parked behind his van. Knocked moped off of stand causing minor damage. No injury.	Scratch on Handle bar. damage	Employee
2		52	12/09/2016	Operational Services Division	Lansdowne Road, Brimington, Chesterfield	Employee was driving down road when another vehicle appeared travelling in the opposite direction. He veered to the side and collided with a car parked at the side of the road. No Injury.	Pulled the bumper off and scratched the wing	Employee
3		50	11/08/2016	Environmental Services	Brimington Crem	Driving around roundabout when clipped raised curb with trailer. No injury.		Agency
4		49	02/08/2016	Environmental Services	McMahon Rd. Inkersall	Cutting grass with Ransom triple when pebble shot out of unit and hit windscreen of vehicle. No injury	Cracked windscreen	Employee
5		48	19/07/2016	Operational Services Division	Junction of Stand Road and Sheffield Road	Employee edged out to join the traffic and to improve his vision around parked and stationary cars. On doing so a car coming from the right caught the front of employee's van scraping the car of the 3rd party. No injury.	Scraped front bumper drivers side	Employee

6	2948	47	13/07/2016	Environmental Services	Junction of Broomhill Road & Whittington Hill	Reversed into TP vehicle. No Injury.	Broke number plate & damaged paint work of TP vehicle.	Employee
7		46	28/06/2016	Neighbourhoods	Staveley Market Place	Employee scraped the side of the vehicle on the metal top corner of a market stall. No injury.	A scratch/dent approximately 1.5 metres along the driver's side at 1.8 metres high.	Employee
8		44	30/06/2016	Environmental Services	Brooks Road garage site Barrow hill	Manoeuvring transit tipper and trailer at the garage site. Vehicle pulled forward into the edge of long grass where a steel pin had been inserted into the ground to use as a door stop. When the vehicle reversed it caught on the bottom of the bumper. No Injury.	Small split to plastic skirt on bottom of the front bumper	Employee
9	3096		08/09/2016	Environmental Services	Opposite entrance to Brearley Park,	Sweeper front right wheel collapsed down the manhole cover on the pavement. No injury.	Damage to footpath only	Employee
10	3092		02/09/2016	Environmental Services	Queen's Park	Car drove wrong way through the "no exit gate". No Injury	N/A	Third Party
11	3010		29/07/2016	Environmental Services	Labyrinth, Tupton Park,	Whilst employee was flailing the Labyrinth, tractor ran over a manhole cover causing it to break. No injury.	Damage to manhole cover.	Employee.
12	2948		13/07/2016	Environmental Services	Junction of Broomhill Road & Whittington Hill	Employee's vehicle reversed into third party's vehicle. No injury.		Employee
13			19.07.16	Operational Services Division	Didcot Close	Employee reversed into TP vehicle. No injury.		Employee

End of report.

Marc Jasinski – Corporate Health & Safety Adviser

# OCCUPATIONAL HEALTH & SAFETY IMPROVEMENT PROGRAMME

2015 - 2018

## PERFORMANCE REPORT YEAR TO DATE – OCTOBER 2016

### Occupational Health

**Objective:** Over the period April 2015 to March 2018 the Council will continuously reduce its overall reported work related ill health.

**Target 11:** 8% year on year reduction in the number of cases of occupationally related anxiety, stress and depression

**Target 12:** 8% year on year reduction in the number of days lost due to occupationally related anxiety, stress and depression

**Target 13:** 8% year on year reduction in the number of cases of occupationally related musculoskeletal conditions

**Target 14:** 8% year on year reduction in the number of days lost due to occupationally related musculoskeletal conditions

A review of the sickness absence data in April 2015 has identified that due to a combination of factors, the accuracy of the information reported does not meet the required standards. The processes involved in recording and reporting the information have now been reviewed and updated. With this in mind, it has been agreed that a new baseline will be established in 2015/16.

**Target 12/14 – to reduce the level of work-related ill health based on the baseline level**

### **PERFORMANCE TARGETS FOR DAYS LOST DUE TO OCCUPATIONALLY RELATED ILL HEALTH**

#### **8% YEAR ON YEAR DECREASE IN DAYS LOST DUE TO WORK RELATED STRESS & MUSCULOSKELETAL INJURY (TARGET)**

	2013/14 (Actual)	2014/15	2015/16	2016/17
Stress	710	675	474	436
Musculoskeletal	261	248	131	121
% Increase - Decrease	-	-5%	-8%	-8%

### **ACTUAL PERFORMANCE 2015/16**

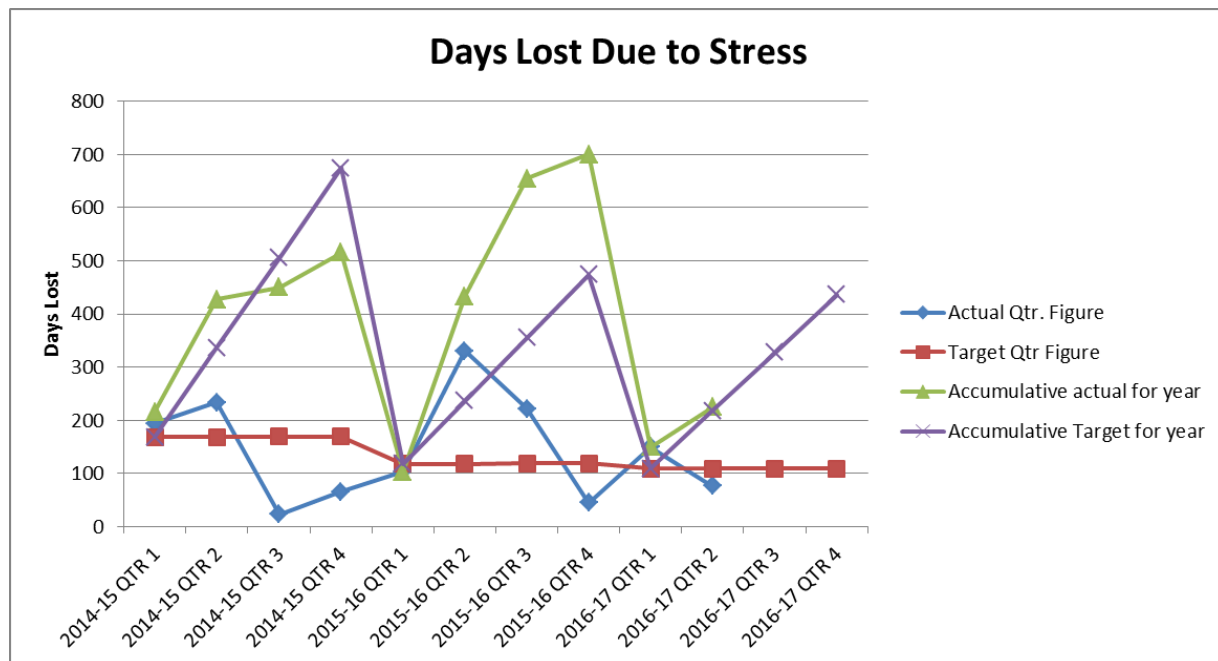
	APR/JUN 2015	JUL/SEP 2015	OCT/DEC 2015	JAN/MAR 2015	ACTUAL TOTAL FOR YEAR
<b>Stress</b>	<b>103</b>	<b>330</b>	<b>222</b>	<b>45</b>	<b>700</b>
<b>Musculoskeletal</b>	<b>40</b>	<b>56</b>	<b>118</b>	<b>7</b>	<b>221</b>

The target for reducing the number of days lost due to work related ill health has been set at 8% year on year using the period 2014 /15 as the baseline.

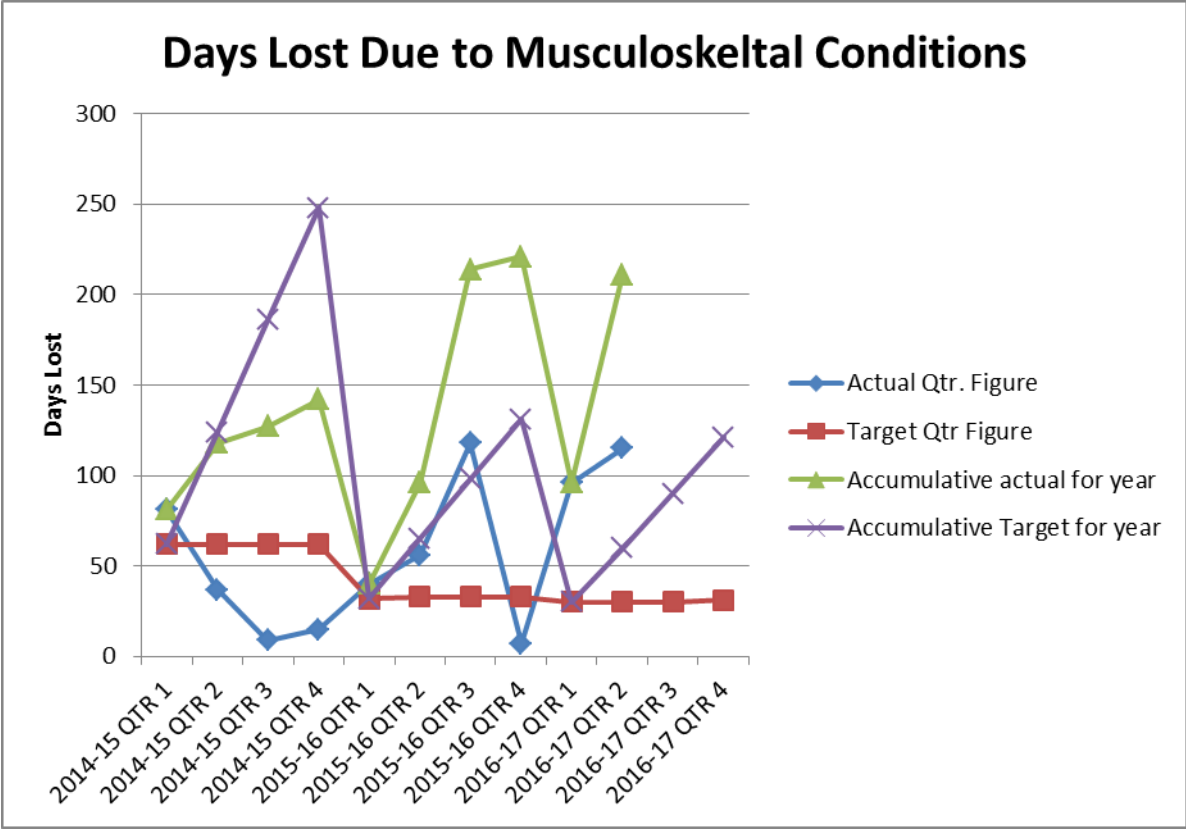
**YEAR TO DATE PERFORMANCE – OCTOBER 2015 TO SEPTEMBER 2016**

	OCT/DEC 2015	JAN/MAR 2016	APR/JUN 2016	JUL/SEP	ACTUAL TOTAL FOR YEAR TO DATE
<b>Stress</b>	<b>222</b>	<b>45</b>	<b>149</b>	<b>76</b>	<b>492</b>
<b>% Increase - Decrease</b>	<b>-33%</b>	<b>-80%</b>	<b>+331%</b>	<b>-49%</b>	<b>FROM 700 to 492 = 30% DECREASE</b>
<b>Musculoskeletal</b>	<b>118</b>	<b>7</b>	<b>96</b>	<b>115</b>	<b>336</b>
<b>% Increase - Decrease</b>	<b>+110%</b>	<b>-94%</b>	<b>+1371%</b>	<b>+20%</b>	<b>FROM 221 to 336 = 52% INCREASE</b>

The 2016/17 target for the number of days lost due to occupationally related ill health has been set at 436 days (Stress) and 121 (Musculoskeletal). The current year to date figure for stress related absence is 492, this is 13% above the target. The current year to date figure for musculoskeletal related absence is 336, this is 178% above the target.



The above graph illustrates the number of days lost due to work related stress.



The above graph illustrates the number of days lost due to musculoskeletal conditions.

**HEALTH PERFORMANCE TARGETS FOR STRESS AND MUSCULOSKELETAL INCIDENTS**

**Target 11/13 - 8% YEAR ON YEAR DECREASE IN INCIDENTS OF WORK RELATED STRESS & MUSCULOSKELETAL INJURY (TARGET)**

	2013/14 (Actual)	2014/15	2015/16	2016/17
<b>Stress</b>	40	38	12	11
<b>Musculoskeletal</b>	22	21	19	17
<b>% Increase - Decrease</b>	-	-5%	-8%	-8%

**ACTUAL PERFORMANCE 2015/16**

	APR/JUN 2015	JUL/SEP 2015	OCT/DEC 2015	JAN/MAR 2015	ACTUAL TOTAL FOR YEAR
<b>Stress</b>	5	11	12	5	33
<b>Musculoskeletal</b>	4	8	8	2	22

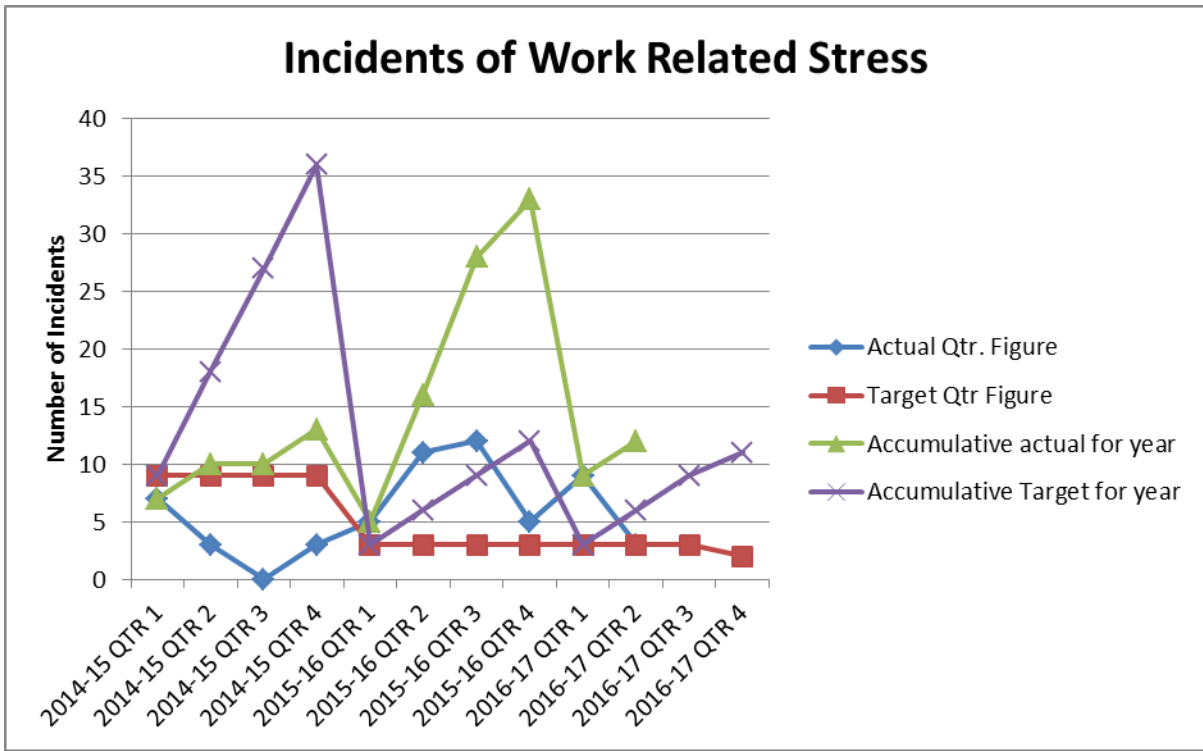
The target for reducing the number of incidents due to work related ill health has been set at 8% year on year using the period 2014 /15 as the baseline.

**YEAR TO DATE PERFORMANCE – JULY 2015 TO JUNE 2016**

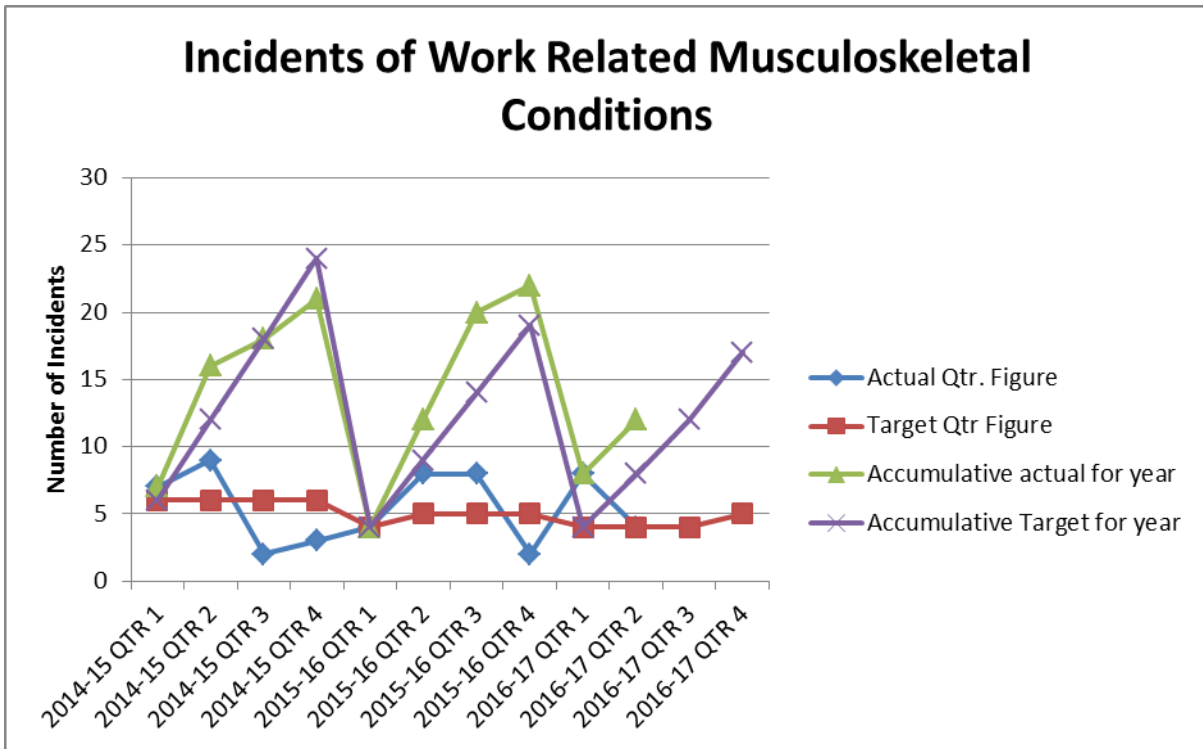
	OCT/DEC 2015	JAN/MAR 2016	APR/JUN 2016	JUL/SEP	ACTUAL TOTAL FOR YEAR TO DATE
<b>Stress</b>	12	5	9	3	29
<b>% Increase - Decrease</b>	+9%	-58%	+180%	-66%	FROM 33 to 29 = 12% DECREASE
<b>Musculoskeletal</b>	8	2	8	4	22
<b>% Increase - Decrease</b>	-	-75%	+400%	-50%	FROM 22 to 22 = ON TARGET

The 2016/17 target for the number of incidents of occupationally related ill health has been set at 11 (Stress) and 17 (Musculoskeletal). The current year to date figure for stress related incidents is 29, this is 164% above the target. The current year to date figure for musculoskeletal related incidents is 22, this is 29% above the target.





The above graph illustrates the number of incidents due to work related stress. The figures are based on new incidents per quarter to ensure that double counting does not occur.



The above graph illustrates the number of incidents due to musculoskeletal conditions. The figures are based on new incidents per quarter to ensure that double counting does not occur.

The charts below show all work related absences for the period 1<sup>st</sup> July 2015 to 30 June 2016 and confirm that the biggest causes of work related absences remain mental health and musculoskeletal issues. These two areas should remain as the immediate targets for action.

